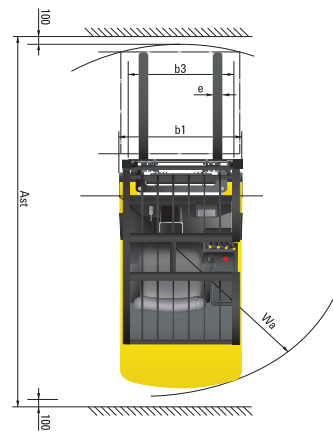
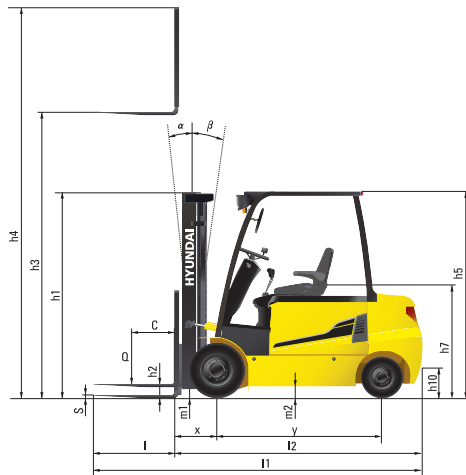


## Dimension



## Specification

Identification		HYUNDAI				
1.1	Manufacturer	HYUNDAI				
1.2	Manufacturer's type designation	20BC-9	25BC-9	30BC-9	32BC-9	
1.3	Drive : electric(battery or mains) ,diesel, petrol, fuel gas, manual	electric	electric	electric	electric	
1.4	Type of operation : hand, pedestrian, standing, seated, order - picker	seated	seated	seated	seated	
1.5	Load capacity / rated load	Q lb	4,000	5,000	6,000	6,500
1.6	Load center distance	c in	20	20	20	20
1.8	Load distance, center of drive axle to fork	x in	18	18	18	18
1.9	Wheelbase	y in	51	51	55	55

Weights						
2.1	Service weight	lb	9270	9,733	10,736	11,199
2.2	Axle loading, loaded front / rear	lb	11,539 / 2,141	13,261 / 1,984	15,104 / 2,247	15,898 / 2,357
2.3	Axle loading, unloaded front / rear	lb	3,948 / 5,322	3,774 / 5,959	4,098 / 6,638	4,090 / 7,033

Wheels, Chassis						
3.1	Tires : solid rubber(V), superelastic(SE), pneumatic(P), polyurethane(PE)		V	V	V	V
3.2	Tires size, front(Φ x width)		21 x 7 x 15	21 x 7 x 15	21 x 8 x 15	21 x 8 x 15
3.3	Tires size, rear(Φ x width)		16 x 6 x 10.5	16 x 6 x 10.5	16 x 6 x 10.5	16 x 6 x 10.5
3.5	Wheels, number front rear(x = driven wheels)		2x2	2x2	2x2	2x2
3.6	Track width, front	in	35	35	36	36
3.7	Track width, rear	in	36	36	36	36

Basic Dimensions						
4.1	Mast / fork carriage tilt forward / backward	degrees	6/8	6/8	6/8	6/8
4.2	Lowered mast height	h1 in	84	84	84	87
4.3	Free lift height	h2 in	4.5	4.5	4.5	4.5
4.4	Lift height	h3 in	130	130	130	130
4.5	Extended mast height	h4 in	177	177	177	177
4.7	Overhead guard (cab) height	h5 in	88	88	88	88
4.8	Seat height / Standing height	h7 in	47	47	47	47
4.12	Coupling height	h10 in	11	11	11	11
4.19	Overall length	l1 in	126	126	134	134
4.20	Length to face of forks	l2 in	85	85	92	92
4.21	Overall width	b1 in	44	44	44	44
4.22	Fork dimensions	l / e / s in	41 x 4 x 2	41 x 4 x 2	41 x 4 x 2	41 x 4 x 2
4.23	Fork carriage ISO 2328, class / type A, B		II/A	II/A	II/A	II/A
4.24	Fork - carriage width	b3 in	39	39	39	39
4.31	Ground clearance, loaded, under mast	m1 in	3.5	3.5	3.5	3.5
4.32	Ground clearance, centre of wheelbase	m2 in	4.3	4.3	4.3	4.3
4.33	Aisle width for pallets 1,000 x 1,200 crossways	Ast in	139	139	148	148
4.34	Aisle width for pallets 800 x 1,200 lengthways	Ast in	149	149	156	156
4.35	Turning radius	Wa in	75	76	83	83
4.36	Smallest pivot point distance	in	-	-	-	-

Performance Data						
5.1	Travel speed, loaded/unloaded(48V)	mph	10.6 / 11.2	10.6 / 11.2	10.6 / 11.2	10.6 / 11.2
	(36V)	mph	8 / 8.7	8 / 8.7	8 / 8.7	8 / 8.7
5.2	Lift speed, loaded/unloaded(48V)	ft/s	1.4 / 2.0	1.4 / 2.0	1.1 / 1.6	1.1 / 1.6
	(36V)	ft/s	0.8 / 1.4	0.8 / 1.4	0.8 / 1.4	0.8 / 1.4
5.3	Lowering speed, loaded/unloaded	ft/s	1.5 / 1.4	1.5 / 1.4	1.5 / 1.4	1.5 / 1.4
5.6	Max. drawbar pull, loaded/unloaded S2 5min	N	14,301 / 14,389	14,245 / 14,276	14,086 / 14,148	14,043 / 14,094
5.8	Max. gradient performance, loaded/unloaded S2 5min	%	24 / 20	20 / 17	18 / 18	17 / 16
5.10	Service brake		Hydraulic	Hydraulic	Hydraulic	Hydraulic

E - Motor						
6.1	Drive motor rating S2 60 min (48V)	kW	14	14	14	14
6.2	Pump motor rating at S3 15%(48V)	kW	17	17	17	17
6.4	Battery voltage, nominal capacity K5 (48V)	Ah	740	740	845	845
6.5	Battery weight	lb	2491	2491	2998	2998
	Battery compartment dimensions L / W / H	in	39.8 / 30.6 / 23.8	39.8 / 30.6 / 23.8	39.8 / 30.6 / 23.8	39.8 / 30.6 / 23.8

Other Details						
8.1	Type of drive control		AC	AC	AC	AC

# 20/25/30/32BC-9

Electric Counterbalance Trucks

MOVING YOU FURTHER

HYUNDAI HEAVY INDUSTRIES



**HYUNDAI**  
MATERIAL HANDLING

6100 Atlantic Blvd Norcross, GA 30071  
TEL (678) 823 7777 FAX (678) 823 7778

PLEASE CONTACT

www.hyundaiforkliftamericas.com 2018.04 Rev.2

**HYUNDAI**  
MATERIAL HANDLING

Some of the photos may include optional equipment.

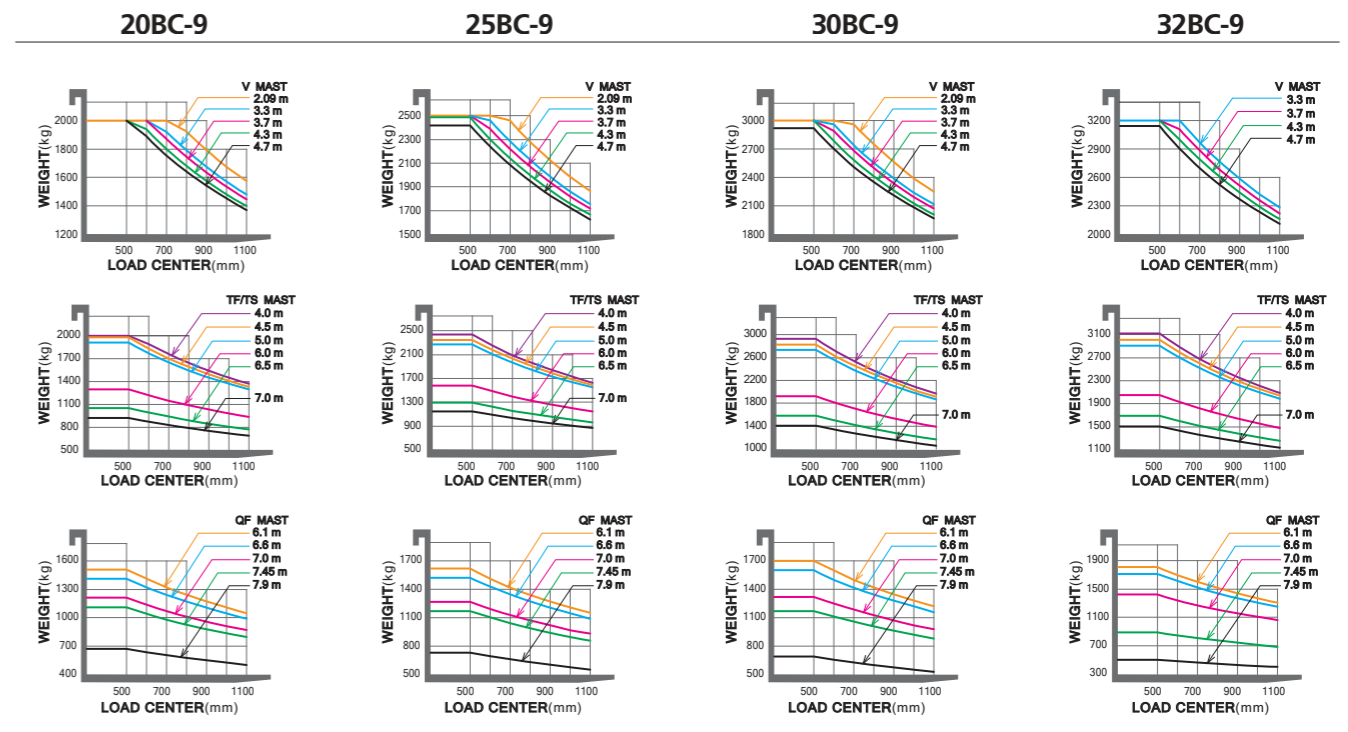
# Your satisfaction is our priority!

Hyundai introduces a new line of **9-series** battery forklift trucks. The newly designed 4 wheel counterbalance trucks provide every operator comfortable driving, increased productivity and easy maintenance.

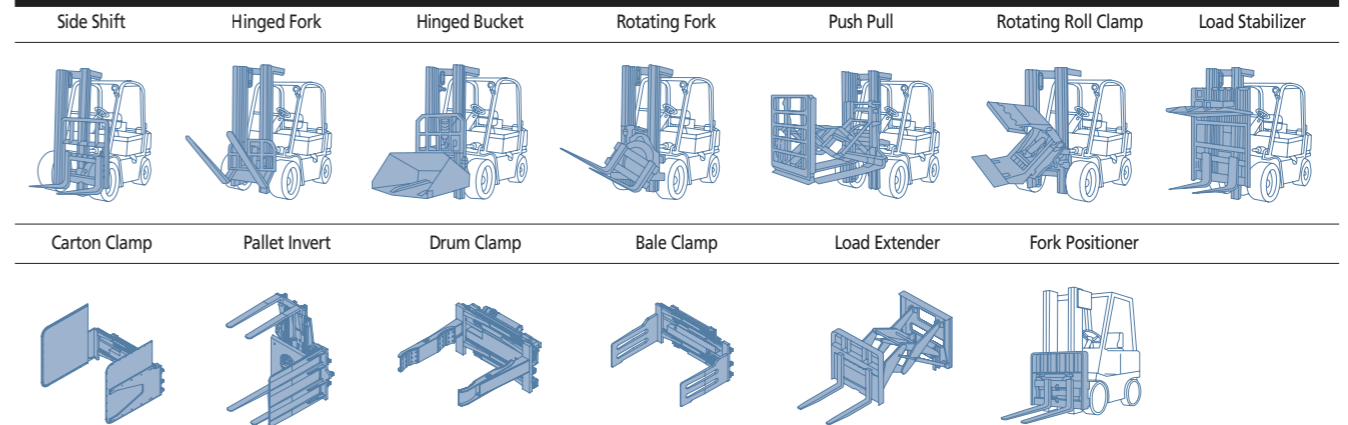


## 20/25/30/32BC-9

### Load Capacity



### Various Attachments



### Optional Items

- Fork (in)  
20/ 25BC-9 : 35, 39, 41 (STD), 47, 53, 59, 65, 71  
30/ 32BC-9 : 35, 41 (STD), 45, 47, 53, 59, 65, 71
- Overshoe (in)  
20/ 25BC-9 : 51, 59, 67, 71  
30/ 32BC-9 : 59, 67, 71
- Integral Sideshift
- Tire : Lug Rubber Type(STD) /Smooth Rubber Type / Non-Marking (Lug or Smooth Type)
- Seat : Grammer
- Finger Tip Control
- Cold Storage (for -30° cold working environments)
- M.C.V : 2-Spool (STD), 3-Spool, 4-Spool
- Beacon Lamp
- Work Lamp
- Load Indicator
- OPSS : Mast
- UL : ES, EE
- Direction Switch on Lever

■ Some of the photos may include optional equipment.



# New 9 Series

## Mast Specification (20/25/30BC-9)

Mast Type	Maximum Fork Height (in)	Overall Height (Lowered) (in)	Free Lift Height (in)			Tilt Angle (deg) Fwd / Bwd	Load Capacity without side shift at (24in LC)(lb)			Load Capacity with side shift at (24in LC)(lb)			Truck Weight (Unloaded) (lb)			
			With Load Backrest	Without Load Backrest			20BC-9	25BC-9	30BC-9	20BC-9	25BC-9	30BC-9	20BC-9	25BC-9	30BC-9	
				20/25/30BC-9	20/25BC-9											30BC-9
2-Stage Limited free lift	V209	82.5	60.2	4.5	4.5	4.5	10 / 6	4000	5000	6000	4000	5000	6000	9108	9571	10552
	V300	118.3	79.2	4.5	4.5	4.5	6 / 8	4000	5000	6000	4000	5000	6000	9227	9690	10689
	* V330	130.1	84.1	4.5	4.5	4.5	6 / 8	4000	5000	6000	4000	5000	6000	9270	9733	10736
	V350	138.0	88.0	4.5	4.5	4.5	6 / 8	4000	5000	6000	4000	5000	6000	9308	9771	10776
	V370	145.9	93.9	4.5	4.5	4.5	6 / 8	4000	5000	6000	4000	5000	6000	9356	9819	10829
	V400	157.7	99.8	4.5	4.5	4.5	6 / 8	4000	5000	6000	4000	5000	6000	9404	9867	10880
	V430	169.5	105.7	4.5	4.5	4.5	6 / 8	4000	5000	6000	4000	5000	6000	9505	9968	10985
	V450	177.4	111.6	4.5	4.5	4.5	6 / 5	4000	5000	6000	4000	5000	6000	9566	10029	11050
	V470	185.2	115.6	4.5	4.5	4.5	6 / 5	4000	5000	6000	4000	5000	6000	9598	10061	11084
	V500	197.0	121.5	4.5	4.5	4.5	6 / 5	4000	5000	6000	4000	5000	6000	9647	10110	11135
3-Stage full free lift	TF370/TS370	145.9	70.3	23.8	46.3	43.9	6 / 5	4000	5000	6000	4000	5000	6000	9558	10021	11049
	TF400/TS400	157.7	74.2	27.8	50.3	47.8	6 / 5	4000	5000	6000	4000	5000	6000	9603	10066	11097
	TF430/TS430	169.5	78.1	31.7	54.2	51.7	6 / 5	4000	5000	6000	4000	5000	6000	9651	10114	11195
	TF450/TS450	177.4	82.1	35.6	58.1	55.7	6 / 5	4000	5000	6000	4000	5000	5890	9699	10163	11207
	TF470/TS470	185.2	84.1	37.6	60.1	57.6	6 / 5	4000	5000	6000	4000	4950	5840	9727	10190	11237
	TF500/TS500	197.0	88.0	41.5	64.1	61.6	6 / 5	4000	5000	6000	4000	4840	5730	9780	10243	11291
	TF550/TS550	216.7	95.9	49.4	71.9	69.4	6 / 5	4000	4850	5850	3900	4670	5510	9868	10331	11389
	TF600/TS600	236.4	103.7	57.3	79.8	77.3	6 / 5	2900	3470	4240	2690	3300	3910	10034	10497	11567
	TF650/TS650	256.1	111.6	65.2	87.7	85.2	3 / 3	2300	2870	3470	2140	2690	3140	10123	10586	11664
	TF700/TS700	275.8	119.5	73.0	95.6	93.1	3 / 3	2050	2540	3090	1860	2360	2760	10212	10675	11751
4-Stage full free lift	QF610	240.7	83.5	37.0	59.5	57.0	3 / 3	2870	3530	3860	2690	3350	3230	10493	10956	11874
	QF660	260.4	91.3	44.9	67.4	64.9	3 / 3	2700	3300	3700	2520	3130	3360	10625	11087	12006
	QF700	276.2	95.3	48.8	71.3	68.9	3 / 3	2590	3090	3250	2410	2910	2920	10692	11155	12073
	QF745	293.9	101.2	54.7	77.2	74.8	3 / 3	1930	2420	2590	1750	2250	2260	10793	11256	12174
	QF790	311.6	107.1	60.6	83.1	80.7	3 / 3	1100	1540	1600	930	1370	1270	11014	11477	12395

## Mast Specification (32BC-9)

Mast Type	Maximum Fork Height (in)	Overall Height (Lowered) (in)	Free Lift Height (in)		Tilt Angle (deg) Fwd / Bwd	Load Capacity without side shift at (24in LC)(lb)	Load Capacity with side shift at (24in LC)(lb)	Truck Weight (Unloaded) (lb)	
			With Load Backrest	Without Load Backrest					
									32BC-9
2-Stage Limited free lift	V300	118.3	79.2	4.5	4.5	6 / 8	6500	6500	11154
	* V330	130.1	86.8	4.5	4.5	6 / 8	6500	6500	11200
	V350	138.0	90.7	4.5	4.5	6 / 8	6500	6500	11241
	V370	145.9	96.7	4.5	4.5	6 / 8	6500	6500	11293
	V400	157.7	102.6	4.5	4.5	6 / 8	6500	6500	11344
	V430	169.5	108.5	4.5	4.5	6 / 8	6500	6500	11449
	V450	177.4	114.4	4.5	4.5	6 / 5	6500	6500	11514
	V470	185.2	118.3	4.5	4.5	6 / 5	6500	6500	11548
	V500	197.0	124.2	4.5	4.5	6 / 5	6500	6500	11600
	3-Stage full free lift	TF370/TS370	145.9	73.0	26.6	44.6	6 / 5	6500	6500
TF400/TS400		157.7	77.0	30.5	48.5	6 / 5	6500	6500	11611
TF430/TS430		169.5	80.9	34.4	52.4	6 / 5	6500	6400	11666
TF450/TS450		177.4	84.8	38.4	56.4	6 / 5	6500	6280	11720
TF470/TS470		185.2	86.8	40.4	58.3	6 / 5	6500	6230	11752
TF500/TS500		197.0	90.7	44.3	62.3	6 / 5	6400	6060	11807
TF550/TS550		216.7	98.6	52.2	70.2	6 / 5	6230	5900	11904
TF600/TS600		236.4	106.5	60.0	78.0	6 / 5	4520	4190	12080
TF650/TS650		256.1	114.4	67.9	85.9	3 / 3	3750	3420	12179
TF700/TS700		275.8	122.2	75.8	93.8	3 / 3	3310	2980	12282
4-Stage full free lift	QF610	240.7	85.4	39.0	57.0	3 / 3	4080	3750	12383
	QF660	260.4	93.3	46.9	64.9	3 / 3	3860	3530	12516
	QF700	276.2	97.2	50.8	68.9	3 / 3	3250	2920	12582
	QF745	293.9	103.1	56.7	74.8	3 / 3	2090	1760	12676
	QF790	311.6	109.1	62.6	80.7	3 / 3	1270	940	12905

□ TS-Mast : Wide Visible 3-Stage Full Free Lift Mast with 2 Free Lift Cylinders.

\* Standard

### Compact forklift with proven AC technology

- Maximum performance
- Comfortable operating room
- Load Weight Indicator
- Battery side loading system
- Curve control system
- Fingertip controlled mini levers available (optional)
- Safety system that prevents over loading (optional)



# High Efficiency & Optimal Performance



An ideal arrangement of components provides highly visible operational indicators, and convenient access to maintenance settings and diagnostics.

**20/25/30/32BC-9**



**More efficient operating control levers (Optional)**  
Electronic directional control and secondary horn are mounted to the hydraulic lift lever for quick and precise maneuvering.



**Finger tip control levers (Optional)**

The finger tip control lever allows more precise control and fatigue-free working. The ergonomically designed armrest can be adjusted up, down, forward and backward for various operator's body type.



■ Some of the photos may include optional equipment.



■ Some of the photos may include optional equipment.

**Easy battery replacement**

The battery compartment is equipped with a side battery removal assembly for easy removal and replacement.



**Advanced drive and lift performance with proven durability and low maintenance**

The enclosed drive and pump motor with AC technology combine power, high maintenance intervals and excellent durability. The brushless AC motors offer improved efficiency and reduced maintenance cost.



**Advanced LCD Monitor**

The LCD color monitor with 3.5 inch Electrical Forklift display allows the operator to easily and efficiently control the machine. The monitor provides information about speed level, steer angle & travel direction, battery discharge indicator, hour meter & working mode. The load indicator displays the load weight in the monitor. The operator can select various performance modes to meet all working conditions, and it is available multi-languages (maximum 12) for operators.

**H** (High) mode **N** (Normal) mode **E** (Economic) mode  
**Turtle mode**



**Brake oil reservoir with level sensor**

The enhanced brake oil reservoir, located in the upper left dash, is equipped with an electronic level sensor and easily visible through the monitor.



# Optimized Ergonomics & Fast and Easy Maintenance



Efficiency in design provides smooth running and powerful performance to make you more productive.

**20/25/30/32BC-9**



## Spacious operator compartment

■ Some of the photos may include optional equipment.

The newly designed operator compartment has ample space, providing a wider field of view and great operator comfort.




## Optimized pedal position and floor mat

The position of accelerator and throttle have been optimized for operator comfort.



## Large entrance step

Wide and non-slip step offers convenience and safety when entering and exiting truck.



## Adjustable steering wheel

To achieve a comfortable drive position, the angle of the steering column can easily be adjusted through a lever on the right-hand side of the steering column.



## Grammer seat

With an orange seat belt (now standard), this easily adjustable suspension seat has two lumbar settings and adjustable armrests, and provides great comfort, reducing operator fatigue.




■ Some of the photos may include optional equipment.

## Curve control

Curve Control limits travel speed based on turning radius, reducing speed for a smooth, precise turning operation for the driver.



Limit the speed



Max. Gradeability (loaded)		Max. Travel Speed (Unloaded)	
Model	%	Model	mph
20BC-9	24	20BC-9	11
25BC-9	20	25BC-9	11
30BC-9	18	30BC-9	11
32BC-9	17	32BC-9	1

## Anti roll back system, travel speed and gradeability

Anti Roll-back system offers protection against the machine rolling back on a ramp in combination with exceptional ramp start capabilities.

# Advanced Safety

Hyundai forklifts are equipped with many safety features as standard, providing operators with a safe and comfortable working environment.

**20/25/30/32BC-9**



■ Some of the photos may include optional equipment.

## Excellent visibility for safe operation

Optimized lift cylinder arrangement provides operator with a wider span of visibility.



## Panoramic mirror

The panoramic mirror expands the driver's view when backing up.

## Strong overhead guard

Exceeding EEC and ANSI regulations, the overhead guard offers great protection combined with excellent all around visibility.



## Fork safety features

When the forks are being lowered, a down-control valve maintains the controlled speed. The down-safety valve prevents forks from dropping down in case of sudden damage of hydraulic line.

## OPSS(Operator Presence Sensing System)

When the operator is not in the seat all mast and drive movements are inoperable.

**Lift Lock** **Tilt Lock** **Drive Lock**

■ Some of the photos may include optional equipment.



## Safety lamps & rear reflectors

LED combination lights and halogen headlights offer the driver visibility in all circumstances. Rear reflectors mounted on the counterweight enhance safety for the driver and the application.